



Usr: planeacion
Rep: rptEstadoPresupuestoEgresos

Instituto Tecnológico Superior de Tepeaca Estado de Puebla

Estado del Ejercicio del Presupuesto por Capítulo del Gasto Al 30/abr/2019

Fecha y hora de Impresión | 14/may/2019
12:21 p.m.

Objeto del Gasto		Aprobado	Ampliaciones / (Reducciones)	Presupuesto Vigente	Comprometido	Presupuesto Disponible para Comprometer	Devengado	Comprometido No Devengado	Presupuesto Sin Devengar	Ejercido	Pagado	Cuentas por Pagar Deuda
1000	SERVICIOS PERSONALES	\$31,248,359.52	\$200,000.00	\$31,448,359.52	\$10,069,111.50	\$21,379,248.02	\$10,069,111.50	\$0.00	\$21,379,248.02	\$10,069,111.50	\$9,779,063.91	\$290,047.59
1100	REMUNERACIONES AL PERSONAL DE CARÁCTER PE	\$17,392,673.32	\$0.00	\$17,392,673.32	\$6,795,952.71	\$10,596,720.61	\$6,795,952.71	\$0.00	\$10,596,720.61	\$6,795,952.71	\$6,795,952.71	\$0.00
1130	Sueldos base al personal permanente	\$17,392,673.32	\$0.00	\$17,392,673.32	\$6,795,952.71	\$10,596,720.61	\$6,795,952.71	\$0.00	\$10,596,720.61	\$6,795,952.71	\$6,795,952.71	\$0.00
1131	Sueldo Base al Personal de Base	\$17,392,673.32	\$0.00	\$17,392,673.32	\$6,795,952.71	\$10,596,720.61	\$6,795,952.71	\$0.00	\$10,596,720.61	\$6,795,952.71	\$6,795,952.71	\$0.00
1300	REMUNERACIONES ADICIONALES Y ESPECIALES	\$4,257,946.82	\$6,811.98	\$4,264,758.80	\$945,660.08	\$3,319,098.72	\$945,660.08	\$0.00	\$3,319,098.72	\$945,660.08	\$945,660.08	\$0.00
1310	Primas por años de servicios efectivos prestados	\$601,746.72	\$0.00	\$601,746.72	\$250,236.22	\$351,510.50	\$250,236.22	\$0.00	\$351,510.50	\$250,236.22	\$250,236.22	\$0.00
1311	Primas por años de servicios efectivos prestados	\$601,746.72	\$0.00	\$601,746.72	\$250,236.22	\$351,510.50	\$250,236.22	\$0.00	\$351,510.50	\$250,236.22	\$250,236.22	\$0.00
1320	Primas de vacaciones, dominical y gratificación de fin de :	\$3,656,200.10	\$6,811.98	\$3,663,012.08	\$695,423.86	\$2,967,588.22	\$695,423.86	\$0.00	\$2,967,588.22	\$695,423.86	\$695,423.86	\$0.00
1321	Primas de vacaciones y Dominical	\$1,354,950.04	\$6,811.98	\$1,361,762.02	\$685,617.96	\$676,144.06	\$685,617.96	\$0.00	\$676,144.06	\$685,617.96	\$685,617.96	\$0.00
1322	Gratificación de fin de año	\$2,301,250.06	\$0.00	\$2,301,250.06	\$9,805.90	\$2,291,444.16	\$9,805.90	\$0.00	\$2,291,444.16	\$9,805.90	\$9,805.90	\$0.00
1400	SEGURIDAD SOCIAL	\$5,238,814.14	\$0.00	\$5,238,814.14	\$1,738,730.74	\$3,500,083.40	\$1,738,730.74	\$0.00	\$3,500,083.40	\$1,738,730.74	\$1,521,124.32	\$217,606.42
1410	Aportaciones de seguridad social	\$4,607,051.16	\$0.00	\$4,607,051.16	\$1,641,415.85	\$2,965,635.31	\$1,641,415.85	\$0.00	\$2,965,635.31	\$1,641,415.85	\$1,434,689.74	\$206,726.11
1411	Aportaciones de seguridad social	\$4,607,051.16	\$0.00	\$4,607,051.16	\$1,641,415.85	\$2,965,635.31	\$1,641,415.85	\$0.00	\$2,965,635.31	\$1,641,415.85	\$1,434,689.74	\$206,726.11
1420	Aportaciones a fondos de vivienda	\$240,757.72	\$0.00	\$240,757.72	\$97,314.89	\$143,442.83	\$97,314.89	\$0.00	\$143,442.83	\$97,314.89	\$86,434.58	\$10,880.31
1421	Aportaciones a fondos de vivienda	\$240,757.72	\$0.00	\$240,757.72	\$97,314.89	\$143,442.83	\$97,314.89	\$0.00	\$143,442.83	\$97,314.89	\$86,434.58	\$10,880.31
1430	Aportaciones al sistema para el retiro	\$391,005.26	\$0.00	\$391,005.26	\$0.00	\$391,005.26	\$0.00	\$0.00	\$391,005.26	\$0.00	\$0.00	\$0.00
1431	Aportaciones al sistema para el retiro	\$391,005.26	\$0.00	\$391,005.26	\$0.00	\$391,005.26	\$0.00	\$0.00	\$391,005.26	\$0.00	\$0.00	\$0.00
1500	OTRAS PRESTACIONES SOCIALES Y ECONÓMICAS	\$4,154,678.64	\$200,000.00	\$4,354,678.64	\$588,767.97	\$3,765,910.67	\$588,767.97	\$0.00	\$3,765,910.67	\$588,767.97	\$516,326.80	\$72,441.17
1520	Indemnizaciones	\$2,406,163.00	\$200,000.00	\$2,606,163.00	\$0.00	\$2,606,163.00	\$0.00	\$0.00	\$2,606,163.00	\$0.00	\$0.00	\$0.00
1521	Indemnizaciones	\$2,406,163.00	\$200,000.00	\$2,606,163.00	\$0.00	\$2,606,163.00	\$0.00	\$0.00	\$2,606,163.00	\$0.00	\$0.00	\$0.00
1590	Otras prestaciones sociales y económicas	\$1,748,515.64	\$0.00	\$1,748,515.64	\$588,767.97	\$1,159,747.67	\$588,767.97	\$0.00	\$1,159,747.67	\$588,767.97	\$516,326.80	\$72,441.17
1591	Otras prestaciones sociales y económicas	\$1,748,515.64	\$0.00	\$1,748,515.64	\$588,767.97	\$1,159,747.67	\$588,767.97	\$0.00	\$1,159,747.67	\$588,767.97	\$516,326.80	\$72,441.17
1700	PAGO DE ESTÍMULOS A SERVIDORES PÚBLICOS	\$204,246.60	-\$6,811.98	\$197,434.62	\$0.00	\$197,434.62	\$0.00	\$0.00	\$197,434.62	\$0.00	\$0.00	\$0.00
1710	Estímulos	\$204,246.60	-\$6,811.98	\$197,434.62	\$0.00	\$197,434.62	\$0.00	\$0.00	\$197,434.62	\$0.00	\$0.00	\$0.00
1711	Estímulos	\$204,246.60	-\$6,811.98	\$197,434.62	\$0.00	\$197,434.62	\$0.00	\$0.00	\$197,434.62	\$0.00	\$0.00	\$0.00
2000	MATERIALES Y SUMINISTROS	\$3,682,986.08	\$1,073,200.00	\$4,756,186.08	\$1,371,046.62	\$3,385,139.46	\$1,371,046.62	\$0.00	\$3,385,139.46	\$1,371,046.62	\$1,371,046.62	\$0.00
2100	MATERIALES DE ADMINISTRACIÓN, EMISIÓN DE DOC	\$1,262,594.72	\$294,400.00	\$1,556,994.72	\$476,341.63	\$1,080,653.09	\$476,341.63	\$0.00	\$1,080,653.09	\$476,341.63	\$476,341.63	\$0.00
2110	Materiales, útiles y equipos menores de oficina	\$206,034.44	\$25,000.00	\$231,034.44	\$103,010.60	\$128,023.84	\$103,010.60	\$0.00	\$128,023.84	\$103,010.60	\$103,010.60	\$0.00
2111	Materiales, útiles y equipos menores de oficina	\$206,034.44	\$25,000.00	\$231,034.44	\$103,010.60	\$128,023.84	\$103,010.60	\$0.00	\$128,023.84	\$103,010.60	\$103,010.60	\$0.00
2120	Materiales y útiles de impresión y reproducción	\$78,398.72	\$15,000.00	\$93,398.72	\$29,858.40	\$63,540.32	\$29,858.40	\$0.00	\$63,540.32	\$29,858.40	\$29,858.40	\$0.00
2121	Materiales y útiles de impresión y reproducción	\$78,398.72	\$15,000.00	\$93,398.72	\$29,858.40	\$63,540.32	\$29,858.40	\$0.00	\$63,540.32	\$29,858.40	\$29,858.40	\$0.00
2140	Materiales, útiles y equipos menores de tecnologías de la	\$270,000.00	\$0.00	\$270,000.00	\$102,386.56	\$167,613.44	\$102,386.56	\$0.00	\$167,613.44	\$102,386.56	\$102,386.56	\$0.00
2141	Materiales, útiles y equipos menores de tecnologías de la	\$270,000.00	\$0.00	\$270,000.00	\$102,386.56	\$167,613.44	\$102,386.56	\$0.00	\$167,613.44	\$102,386.56	\$102,386.56	\$0.00
2150	Material impreso e información digital	\$122,400.00	\$124,400.00	\$246,800.00	\$32,851.20	\$213,948.80	\$32,851.20	\$0.00	\$213,948.80	\$32,851.20	\$32,851.20	\$0.00
2151	Material impreso e información digital	\$122,400.00	\$124,400.00	\$246,800.00	\$32,851.20	\$213,948.80	\$32,851.20	\$0.00	\$213,948.80	\$32,851.20	\$32,851.20	\$0.00



Usr: planeacion
Rep: rptEstadoPresupuestoEgresos

Instituto Tecnológico Superior de Tepeaca Estado de Puebla

Estado del Ejercicio del Presupuesto por Capítulo del Gasto Al 30/abr/2019

Fecha y hora de Impresión | 14/may/2019
12:21 p.m.

Objeto del Gasto		Aprobado	Ampliaciones / (Reducciones)	Presupuesto Vigente	Comprometido	Presupuesto Disponibile para Comprometer	Devengado	Comprometido No Devengado	Presupuesto Sin Devengar	Ejercido	Pagado	Cuentas por Pagar Deuda
2160	Material de limpieza	\$235,761.56	\$25,000.00	\$260,761.56	\$127,387.11	\$133,374.45	\$127,387.11	\$0.00	\$133,374.45	\$127,387.11	\$127,387.11	\$0.00
2161	Material de limpieza	\$235,761.56	\$25,000.00	\$260,761.56	\$127,387.11	\$133,374.45	\$127,387.11	\$0.00	\$133,374.45	\$127,387.11	\$127,387.11	\$0.00
2170	Materiales y útiles de enseñanza	\$300,000.00	\$100,000.00	\$400,000.00	\$78,695.96	\$321,304.04	\$78,695.96	\$0.00	\$321,304.04	\$78,695.96	\$78,695.96	\$0.00
2171	Materiales y útiles de enseñanza	\$300,000.00	\$100,000.00	\$400,000.00	\$78,695.96	\$321,304.04	\$78,695.96	\$0.00	\$321,304.04	\$78,695.96	\$78,695.96	\$0.00
2180	Materiales para el registro e identificación de bienes y per	\$50,000.00	\$5,000.00	\$55,000.00	\$2,151.80	\$52,848.20	\$2,151.80	\$0.00	\$52,848.20	\$2,151.80	\$2,151.80	\$0.00
2181	Materiales para el registro e identificación de bienes y per	\$50,000.00	\$5,000.00	\$55,000.00	\$2,151.80	\$52,848.20	\$2,151.80	\$0.00	\$52,848.20	\$2,151.80	\$2,151.80	\$0.00
2200	ALIMENTOS Y UTENSILIOS	\$350,000.00	\$75,000.00	\$425,000.00	\$65,673.16	\$359,326.84	\$65,673.16	\$0.00	\$359,326.84	\$65,673.16	\$65,673.16	\$0.00
2210	Productos alimenticios para personas	\$250,000.00	\$50,000.00	\$300,000.00	\$63,975.11	\$236,024.89	\$63,975.11	\$0.00	\$236,024.89	\$63,975.11	\$63,975.11	\$0.00
2211	Productos alimenticios para personas	\$250,000.00	\$50,000.00	\$300,000.00	\$63,975.11	\$236,024.89	\$63,975.11	\$0.00	\$236,024.89	\$63,975.11	\$63,975.11	\$0.00
2230	Utensilios para el servicio de alimentación	\$100,000.00	\$25,000.00	\$125,000.00	\$1,698.05	\$123,301.95	\$1,698.05	\$0.00	\$123,301.95	\$1,698.05	\$1,698.05	\$0.00
2231	Utensilios para el servicio de alimentación	\$100,000.00	\$25,000.00	\$125,000.00	\$1,698.05	\$123,301.95	\$1,698.05	\$0.00	\$123,301.95	\$1,698.05	\$1,698.05	\$0.00
2400	MATERIALES Y ARTÍCULOS DE CONSTRUCCIÓN Y DE	\$563,185.44	\$313,216.20	\$876,401.64	\$358,513.16	\$517,888.48	\$358,513.16	\$0.00	\$517,888.48	\$358,513.16	\$358,513.16	\$0.00
2410	Productos minerales no metálicos	\$147,635.04	-\$25,571.00	\$122,064.04	\$53,694.02	\$68,370.02	\$53,694.02	\$0.00	\$68,370.02	\$53,694.02	\$53,694.02	\$0.00
2411	Productos minerales no metálicos	\$147,635.04	-\$25,571.00	\$122,064.04	\$53,694.02	\$68,370.02	\$53,694.02	\$0.00	\$68,370.02	\$53,694.02	\$53,694.02	\$0.00
2420	Cemento y productos de concreto	\$90,000.00	\$0.00	\$90,000.00	\$14,430.53	\$75,569.47	\$14,430.53	\$0.00	\$75,569.47	\$14,430.53	\$14,430.53	\$0.00
2421	Cemento y productos de concreto	\$90,000.00	\$0.00	\$90,000.00	\$14,430.53	\$75,569.47	\$14,430.53	\$0.00	\$75,569.47	\$14,430.53	\$14,430.53	\$0.00
2430	Cal, yeso y productos de yeso	\$23,220.00	\$0.00	\$23,220.00	\$2,084.48	\$21,135.52	\$2,084.48	\$0.00	\$21,135.52	\$2,084.48	\$2,084.48	\$0.00
2431	Cal, yeso y productos de yeso	\$23,220.00	\$0.00	\$23,220.00	\$2,084.48	\$21,135.52	\$2,084.48	\$0.00	\$21,135.52	\$2,084.48	\$2,084.48	\$0.00
2440	Madera y productos de madera	\$63,890.40	\$69,980.00	\$133,870.40	\$10,293.98	\$123,576.42	\$10,293.98	\$0.00	\$123,576.42	\$10,293.98	\$10,293.98	\$0.00
2441	Madera y productos de madera	\$63,890.40	\$69,980.00	\$133,870.40	\$10,293.98	\$123,576.42	\$10,293.98	\$0.00	\$123,576.42	\$10,293.98	\$10,293.98	\$0.00
2450	Vidrio y productos de vidrio	\$4,000.00	\$25,000.00	\$29,000.00	\$0.00	\$29,000.00	\$0.00	\$0.00	\$29,000.00	\$0.00	\$0.00	\$0.00
2451	Vidrio y productos de vidrio	\$4,000.00	\$25,000.00	\$29,000.00	\$0.00	\$29,000.00	\$0.00	\$0.00	\$29,000.00	\$0.00	\$0.00	\$0.00
2460	Material eléctrico y electrónico	\$112,000.00	\$34,538.00	\$146,538.00	\$84,713.66	\$61,824.34	\$84,713.66	\$0.00	\$61,824.34	\$84,713.66	\$84,713.66	\$0.00
2461	Material eléctrico y electrónico	\$112,000.00	\$34,538.00	\$146,538.00	\$84,713.66	\$61,824.34	\$84,713.66	\$0.00	\$61,824.34	\$84,713.66	\$84,713.66	\$0.00
2470	Artículos metálicos para la construcción	\$70,000.00	\$18,074.98	\$88,074.98	\$70,315.66	\$17,759.32	\$70,315.66	\$0.00	\$17,759.32	\$70,315.66	\$70,315.66	\$0.00
2471	Artículos metálicos para la construcción	\$70,000.00	\$18,074.98	\$88,074.98	\$70,315.66	\$17,759.32	\$70,315.66	\$0.00	\$17,759.32	\$70,315.66	\$70,315.66	\$0.00
2480	Materiales complementarios	\$39,400.00	\$43,685.00	\$83,085.00	\$180.00	\$82,905.00	\$180.00	\$0.00	\$82,905.00	\$180.00	\$180.00	\$0.00
2481	Materiales complementarios	\$39,400.00	\$43,685.00	\$83,085.00	\$180.00	\$82,905.00	\$180.00	\$0.00	\$82,905.00	\$180.00	\$180.00	\$0.00
2490	Otros materiales y artículos de construcción y reparación	\$13,040.00	\$147,509.22	\$160,549.22	\$122,800.83	\$37,748.39	\$122,800.83	\$0.00	\$37,748.39	\$122,800.83	\$122,800.83	\$0.00
2491	Otros materiales y artículos de construcción y reparación	\$13,040.00	\$147,509.22	\$160,549.22	\$122,800.83	\$37,748.39	\$122,800.83	\$0.00	\$37,748.39	\$122,800.83	\$122,800.83	\$0.00
2500	PRODUCTOS QUÍMICOS, FARMACÉUTICOS Y DE LABI	\$454,189.38	-\$15,036.70	\$439,152.68	\$25,028.94	\$414,123.74	\$25,028.94	\$0.00	\$414,123.74	\$25,028.94	\$25,028.94	\$0.00
2510	Productos químicos básicos	\$78,620.00	-\$10,000.00	\$68,620.00	\$2,991.66	\$65,628.34	\$2,991.66	\$0.00	\$65,628.34	\$2,991.66	\$2,991.66	\$0.00
2511	Productos químicos básicos	\$78,620.00	-\$10,000.00	\$68,620.00	\$2,991.66	\$65,628.34	\$2,991.66	\$0.00	\$65,628.34	\$2,991.66	\$2,991.66	\$0.00
2520	Fertilizantes, pesticidas y otros agroquímicos	\$48,914.00	-\$4,820.50	\$44,093.50	\$176.01	\$43,917.49	\$176.01	\$0.00	\$43,917.49	\$176.01	\$176.01	\$0.00
2521	Fertilizantes, pesticidas y otros agroquímicos	\$48,914.00	-\$4,820.50	\$44,093.50	\$176.01	\$43,917.49	\$176.01	\$0.00	\$43,917.49	\$176.01	\$176.01	\$0.00



Usr: planeacion
Rep: rptEstadoPresupuestoEgresos

Instituto Tecnológico Superior de Tepeaca Estado de Puebla

Estado del Ejercicio del Presupuesto por Capítulo del Gasto Al 30/abr/2019

Fecha y 14/may/2019

hora de Impresión 12:21 p.m.

Objeto del Gasto		Aprobado	Ampliaciones / (Reducciones)	Presupuesto Vigente	Comprometido	Presupuesto Disponibile para Comprometer	Devengado	Comprometido No Devengado	Presupuesto Sin Devengar	Ejercido	Pagado	Cuentas por Pagar Deuda
2530	Medicinas y productos farmacéuticos	\$54,782.00	\$0.00	\$54,782.00	\$40.00	\$54,742.00	\$40.00	\$0.00	\$54,742.00	\$40.00	\$40.00	\$0.00
2531	Medicinas y productos farmacéuticos	\$54,782.00	\$0.00	\$54,782.00	\$40.00	\$54,742.00	\$40.00	\$0.00	\$54,742.00	\$40.00	\$40.00	\$0.00
2540	Materiales, accesorios y suministros médicos	\$22,650.00	\$0.00	\$22,650.00	\$2,519.50	\$20,130.50	\$2,519.50	\$0.00	\$20,130.50	\$2,519.50	\$2,519.50	\$0.00
2541	Materiales, accesorios y suministros médicos	\$22,650.00	\$0.00	\$22,650.00	\$2,519.50	\$20,130.50	\$2,519.50	\$0.00	\$20,130.50	\$2,519.50	\$2,519.50	\$0.00
2550	Materiales, accesorios y suministros de laboratorio	\$111,743.38	-\$13,216.20	\$98,527.18	\$17,754.00	\$80,773.18	\$17,754.00	\$0.00	\$80,773.18	\$17,754.00	\$17,754.00	\$0.00
2551	Materiales, accesorios y suministros de laboratorio	\$111,743.38	-\$13,216.20	\$98,527.18	\$17,754.00	\$80,773.18	\$17,754.00	\$0.00	\$80,773.18	\$17,754.00	\$17,754.00	\$0.00
2560	Fibras sintéticas, hules, plásticos y derivados	\$31,480.00	\$0.00	\$31,480.00	\$1,547.77	\$29,932.23	\$1,547.77	\$0.00	\$29,932.23	\$1,547.77	\$1,547.77	\$0.00
2561	Fibras sintéticas, hules, plásticos y derivados	\$31,480.00	\$0.00	\$31,480.00	\$1,547.77	\$29,932.23	\$1,547.77	\$0.00	\$29,932.23	\$1,547.77	\$1,547.77	\$0.00
2590	Otros productos químicos	\$106,000.00	\$13,000.00	\$119,000.00	\$0.00	\$119,000.00	\$0.00	\$0.00	\$119,000.00	\$0.00	\$0.00	\$0.00
2591	Otros productos químicos	\$106,000.00	\$13,000.00	\$119,000.00	\$0.00	\$119,000.00	\$0.00	\$0.00	\$119,000.00	\$0.00	\$0.00	\$0.00
2600	COMBUSTIBLES, LUBRICANTES Y ADITIVOS	\$288,500.00	\$50,000.00	\$338,500.00	\$173,688.89	\$164,811.11	\$173,688.89	\$0.00	\$164,811.11	\$173,688.89	\$173,688.89	\$0.00
2610	Combustibles, lubricantes y aditivos	\$288,500.00	\$50,000.00	\$338,500.00	\$173,688.89	\$164,811.11	\$173,688.89	\$0.00	\$164,811.11	\$173,688.89	\$173,688.89	\$0.00
2611	Combustibles	\$250,000.00	\$50,000.00	\$300,000.00	\$166,553.73	\$133,446.27	\$166,553.73	\$0.00	\$133,446.27	\$166,553.73	\$166,553.73	\$0.00
2612	Lubricantes y Aditivos	\$38,500.00	\$0.00	\$38,500.00	\$7,135.16	\$31,364.84	\$7,135.16	\$0.00	\$31,364.84	\$7,135.16	\$7,135.16	\$0.00
2700	VESTUARIO, BLANCOS, PRENDAS DE PROTECCIÓN Y	\$243,184.54	\$78,820.50	\$322,005.04	\$126,584.49	\$195,420.55	\$126,584.49	\$0.00	\$195,420.55	\$126,584.49	\$126,584.49	\$0.00
2710	Vestuario y uniformes	\$110,000.00	\$73,820.50	\$183,820.50	\$108,604.49	\$75,216.01	\$108,604.49	\$0.00	\$75,216.01	\$108,604.49	\$108,604.49	\$0.00
2711	Vestuario y uniformes	\$110,000.00	\$73,820.50	\$183,820.50	\$108,604.49	\$75,216.01	\$108,604.49	\$0.00	\$75,216.01	\$108,604.49	\$108,604.49	\$0.00
2720	Prendas de seguridad y protección personal	\$46,680.00	\$10,000.00	\$56,680.00	\$0.00	\$56,680.00	\$0.00	\$0.00	\$56,680.00	\$0.00	\$0.00	\$0.00
2721	Prendas de seguridad y protección personal	\$46,680.00	\$10,000.00	\$56,680.00	\$0.00	\$56,680.00	\$0.00	\$0.00	\$56,680.00	\$0.00	\$0.00	\$0.00
2730	Artículos deportivos	\$86,504.54	-\$5,000.00	\$81,504.54	\$17,980.00	\$63,524.54	\$17,980.00	\$0.00	\$63,524.54	\$17,980.00	\$17,980.00	\$0.00
2731	Artículos deportivos	\$86,504.54	-\$5,000.00	\$81,504.54	\$17,980.00	\$63,524.54	\$17,980.00	\$0.00	\$63,524.54	\$17,980.00	\$17,980.00	\$0.00
2900	HERRAMIENTAS, REFACCIONES Y ACCESORIOS MEN	\$521,332.00	\$276,800.00	\$798,132.00	\$145,216.35	\$652,915.65	\$145,216.35	\$0.00	\$652,915.65	\$145,216.35	\$145,216.35	\$0.00
2910	Herramientas menores	\$93,906.68	\$213,800.00	\$307,706.68	\$27,279.71	\$280,426.97	\$27,279.71	\$0.00	\$280,426.97	\$27,279.71	\$27,279.71	\$0.00
2911	Herramientas menores	\$93,906.68	\$213,800.00	\$307,706.68	\$27,279.71	\$280,426.97	\$27,279.71	\$0.00	\$280,426.97	\$27,279.71	\$27,279.71	\$0.00
2920	Refacciones y accesorios menores de edificios	\$83,194.44	\$3,000.00	\$86,194.44	\$4,706.49	\$81,487.95	\$4,706.49	\$0.00	\$81,487.95	\$4,706.49	\$4,706.49	\$0.00
2921	Refacciones y accesorios menores de edificios	\$83,194.44	\$3,000.00	\$86,194.44	\$4,706.49	\$81,487.95	\$4,706.49	\$0.00	\$81,487.95	\$4,706.49	\$4,706.49	\$0.00
2930	Refacciones y accesorios menores de mobiliario y equipo	\$30,464.00	\$15,000.00	\$45,464.00	\$2,185.38	\$43,278.62	\$2,185.38	\$0.00	\$43,278.62	\$2,185.38	\$2,185.38	\$0.00
2931	Refacciones y accesorios menores de mobiliario y equipo	\$30,464.00	\$15,000.00	\$45,464.00	\$2,185.38	\$43,278.62	\$2,185.38	\$0.00	\$43,278.62	\$2,185.38	\$2,185.38	\$0.00
2940	Refacciones y accesorios menores de equipo de cómput	\$170,036.48	\$15,000.00	\$185,036.48	\$78,297.31	\$106,739.17	\$78,297.31	\$0.00	\$106,739.17	\$78,297.31	\$78,297.31	\$0.00
2941	Refacciones y accesorios menores de equipo de cómput	\$170,036.48	\$15,000.00	\$185,036.48	\$78,297.31	\$106,739.17	\$78,297.31	\$0.00	\$106,739.17	\$78,297.31	\$78,297.31	\$0.00
2960	Refacciones y accesorios menores de equipo de transpor	\$60,000.00	\$15,000.00	\$75,000.00	\$32,747.46	\$42,252.54	\$32,747.46	\$0.00	\$42,252.54	\$32,747.46	\$32,747.46	\$0.00
2961	Refacciones y accesorios menores de equipo de transpor	\$60,000.00	\$15,000.00	\$75,000.00	\$32,747.46	\$42,252.54	\$32,747.46	\$0.00	\$42,252.54	\$32,747.46	\$32,747.46	\$0.00
2980	Refacciones y accesorios menores de maquinaria y otros	\$43,730.40	\$15,000.00	\$58,730.40	\$0.00	\$58,730.40	\$0.00	\$0.00	\$58,730.40	\$0.00	\$0.00	\$0.00
2981	Refacciones y accesorios menores de maquinaria y otros	\$43,730.40	\$15,000.00	\$58,730.40	\$0.00	\$58,730.40	\$0.00	\$0.00	\$58,730.40	\$0.00	\$0.00	\$0.00
2990	Refacciones y accesorios menores otros bienes muebles	\$40,000.00	\$0.00	\$40,000.00	\$0.00	\$40,000.00	\$0.00	\$0.00	\$40,000.00	\$0.00	\$0.00	\$0.00



Usr: planeacion
Rep: rptEstadoPresupuestoEgresos

Instituto Tecnológico Superior de Tepeaca Estado de Puebla

Estado del Ejercicio del Presupuesto por Capítulo del Gasto Al 30/abr/2019

Fecha y hora de Impresión | 14/may/2019
12:21 p.m.

Objeto del Gasto		Aprobado	Ampliaciones / (Reducciones)	Presupuesto Vigente	Comprometido	Presupuesto Disponible para Comprometer	Devengado	Comprometido No Devengado	Presupuesto Sin Devengar	Ejercido	Pagado	Cuentas por Pagar Deuda
2991	Refacciones y accesorios menores otros bienes muebles	\$40,000.00	\$0.00	\$40,000.00	\$0.00	\$40,000.00	\$0.00	\$0.00	\$40,000.00	\$0.00	\$0.00	\$0.00
3000	SERVICIOS GENERALES	\$5,814,835.40	\$3,650,220.94	\$9,465,056.34	\$3,418,547.57	\$6,046,508.77	\$3,416,647.49	\$1,900.08	\$6,048,408.85	\$3,416,647.49	\$3,281,615.58	\$135,031.91
3100	SERVICIOS BÁSICOS	\$540,171.48	\$27,000.00	\$567,171.48	\$157,589.74	\$409,581.74	\$157,589.74	\$0.00	\$409,581.74	\$157,589.74	\$157,589.74	\$0.00
3110	Energía eléctrica	\$182,400.00	\$20,000.00	\$202,400.00	\$70,842.00	\$131,558.00	\$70,842.00	\$0.00	\$131,558.00	\$70,842.00	\$70,842.00	\$0.00
3111	Energía eléctrica	\$182,400.00	\$20,000.00	\$202,400.00	\$70,842.00	\$131,558.00	\$70,842.00	\$0.00	\$131,558.00	\$70,842.00	\$70,842.00	\$0.00
3120	Gas	\$19,256.00	\$7,000.00	\$26,256.00	\$8,856.77	\$17,399.23	\$8,856.77	\$0.00	\$17,399.23	\$8,856.77	\$8,856.77	\$0.00
3121	Gas	\$19,256.00	\$7,000.00	\$26,256.00	\$8,856.77	\$17,399.23	\$8,856.77	\$0.00	\$17,399.23	\$8,856.77	\$8,856.77	\$0.00
3140	Telefonía tradicional	\$41,683.48	\$0.00	\$41,683.48	\$2,490.97	\$39,192.51	\$2,490.97	\$0.00	\$39,192.51	\$2,490.97	\$2,490.97	\$0.00
3141	Telefonía tradicional	\$41,683.48	\$0.00	\$41,683.48	\$2,490.97	\$39,192.51	\$2,490.97	\$0.00	\$39,192.51	\$2,490.97	\$2,490.97	\$0.00
3150	Telefonía celular	\$11,582.00	\$0.00	\$11,582.00	\$0.00	\$11,582.00	\$0.00	\$0.00	\$11,582.00	\$0.00	\$0.00	\$0.00
3151	Telefonía celular	\$11,582.00	\$0.00	\$11,582.00	\$0.00	\$11,582.00	\$0.00	\$0.00	\$11,582.00	\$0.00	\$0.00	\$0.00
3170	Servicios de acceso de Internet, redes y procesamiento d	\$280,000.00	\$0.00	\$280,000.00	\$75,400.00	\$204,600.00	\$75,400.00	\$0.00	\$204,600.00	\$75,400.00	\$75,400.00	\$0.00
3171	Servicios de acceso de Internet, redes y procesamiento d	\$280,000.00	\$0.00	\$280,000.00	\$75,400.00	\$204,600.00	\$75,400.00	\$0.00	\$204,600.00	\$75,400.00	\$75,400.00	\$0.00
3180	Servicios postales y telegráficos	\$5,250.00	\$0.00	\$5,250.00	\$0.00	\$5,250.00	\$0.00	\$0.00	\$5,250.00	\$0.00	\$0.00	\$0.00
3181	Servicios postales y telegráficos	\$5,250.00	\$0.00	\$5,250.00	\$0.00	\$5,250.00	\$0.00	\$0.00	\$5,250.00	\$0.00	\$0.00	\$0.00
3200	SERVICIOS DE ARRENDAMIENTO	\$415,940.00	\$10,000.00	\$425,940.00	\$101,872.76	\$324,067.24	\$101,872.76	\$0.00	\$324,067.24	\$101,872.76	\$99,957.85	\$1,914.91
3220	Arrendamiento de edificios	\$0.00	\$17,886.91	\$17,886.91	\$17,886.91	\$0.00	\$17,886.91	\$0.00	\$0.00	\$17,886.91	\$15,972.00	\$1,914.91
3221	Arrendamiento de edificios	\$0.00	\$17,886.91	\$17,886.91	\$17,886.91	\$0.00	\$17,886.91	\$0.00	\$0.00	\$17,886.91	\$15,972.00	\$1,914.91
3230	Arrendamiento de mobiliario y equipo de administración, κ	\$70,940.00	\$10,000.00	\$80,940.00	\$0.00	\$80,940.00	\$0.00	\$0.00	\$80,940.00	\$0.00	\$0.00	\$0.00
3231	Arrendamiento de mobiliario y equipo de administración, κ	\$70,940.00	\$10,000.00	\$80,940.00	\$0.00	\$80,940.00	\$0.00	\$0.00	\$80,940.00	\$0.00	\$0.00	\$0.00
3260	Arrendamiento de maquinaria, otros equipos y herramient	\$50,000.00	\$0.00	\$50,000.00	\$34,500.00	\$15,500.00	\$34,500.00	\$0.00	\$15,500.00	\$34,500.00	\$34,500.00	\$0.00
3261	Arrendamiento de maquinaria, otros equipos y herramient	\$50,000.00	\$0.00	\$50,000.00	\$34,500.00	\$15,500.00	\$34,500.00	\$0.00	\$15,500.00	\$34,500.00	\$34,500.00	\$0.00
3270	Arrendamiento de activos intangibles	\$255,000.00	-\$17,886.91	\$237,113.09	\$43,208.13	\$193,904.96	\$43,208.13	\$0.00	\$193,904.96	\$43,208.13	\$43,208.13	\$0.00
3271	Arrendamiento de activos intangibles	\$255,000.00	-\$17,886.91	\$237,113.09	\$43,208.13	\$193,904.96	\$43,208.13	\$0.00	\$193,904.96	\$43,208.13	\$43,208.13	\$0.00
3290	Otros arrendamientos	\$40,000.00	\$0.00	\$40,000.00	\$6,277.72	\$33,722.28	\$6,277.72	\$0.00	\$33,722.28	\$6,277.72	\$6,277.72	\$0.00
3291	Otros arrendamientos	\$40,000.00	\$0.00	\$40,000.00	\$6,277.72	\$33,722.28	\$6,277.72	\$0.00	\$33,722.28	\$6,277.72	\$6,277.72	\$0.00
3300	SERVICIOS PROFESIONALES, CIENTÍFICOS, TÉCNICO	\$1,958,310.48	\$3,430,528.56	\$5,388,839.04	\$2,222,631.44	\$3,166,207.60	\$2,222,631.44	\$0.00	\$3,166,207.60	\$2,222,631.44	\$2,154,591.44	\$68,040.00
3310	Servicios legales, de contabilidad, auditoría y relacionado	\$800,000.00	\$0.00	\$800,000.00	\$357,279.00	\$442,721.00	\$357,279.00	\$0.00	\$442,721.00	\$357,279.00	\$357,279.00	\$0.00
3311	Servicios legales, de contabilidad, auditoría y relacionado	\$800,000.00	\$0.00	\$800,000.00	\$357,279.00	\$442,721.00	\$357,279.00	\$0.00	\$442,721.00	\$357,279.00	\$357,279.00	\$0.00
3340	Servicios de capacitación	\$240,000.00	\$3,188,432.00	\$3,428,432.00	\$1,660,432.44	\$1,767,999.56	\$1,660,432.44	\$0.00	\$1,767,999.56	\$1,660,432.44	\$1,660,432.44	\$0.00
3341	Servicios de capacitación	\$240,000.00	\$3,188,432.00	\$3,428,432.00	\$1,660,432.44	\$1,767,999.56	\$1,660,432.44	\$0.00	\$1,767,999.56	\$1,660,432.44	\$1,660,432.44	\$0.00
3350	Servicios de investigación científica y desarrollo	\$0.00	\$237,596.56	\$237,596.56	\$136,880.00	\$100,716.56	\$136,880.00	\$0.00	\$100,716.56	\$136,880.00	\$136,880.00	\$0.00
3351	Servicios de investigación científica y desarrollo	\$0.00	\$237,596.56	\$237,596.56	\$136,880.00	\$100,716.56	\$136,880.00	\$0.00	\$100,716.56	\$136,880.00	\$136,880.00	\$0.00
3360	Servicios de apoyo administrativo, fotocopiado e impresió	\$120,134.48	\$4,500.00	\$124,634.48	\$0.00	\$124,634.48	\$0.00	\$0.00	\$124,634.48	\$0.00	\$0.00	\$0.00
3361	Servicios de apoyo administrativo, fotocopiado e impresió	\$120,134.48	\$4,500.00	\$124,634.48	\$0.00	\$124,634.48	\$0.00	\$0.00	\$124,634.48	\$0.00	\$0.00	\$0.00



Usr: planeacion
Rep: rptEstadoPresupuestoEgresos

Instituto Tecnológico Superior de Tepeaca Estado de Puebla

Estado del Ejercicio del Presupuesto por Capítulo del Gasto Al 30/abr/2019

Fecha y hora de Impresión | 14/may/2019
12:21 p.m.

Objeto del Gasto		Aprobado	Ampliaciones / (Reducciones)	Presupuesto Vigente	Comprometido	Presupuesto Disponible para Comprometer	Devengado	Comprometido No Devengado	Presupuesto Sin Devengar	Ejercido	Pagado	Cuentas por Pagar Deuda
3370	Servicios de protección y seguridad	\$9,292.00	\$0.00	\$9,292.00	\$0.00	\$9,292.00	\$0.00	\$0.00	\$9,292.00	\$0.00	\$0.00	\$0.00
3371	Servicios de protección y seguridad	\$9,292.00	\$0.00	\$9,292.00	\$0.00	\$9,292.00	\$0.00	\$0.00	\$9,292.00	\$0.00	\$0.00	\$0.00
3380	Servicios de vigilancia	\$788,884.00	\$0.00	\$788,884.00	\$68,040.00	\$720,844.00	\$68,040.00	\$0.00	\$720,844.00	\$68,040.00	\$0.00	\$68,040.00
3381	Servicios de vigilancia	\$788,884.00	\$0.00	\$788,884.00	\$68,040.00	\$720,844.00	\$68,040.00	\$0.00	\$720,844.00	\$68,040.00	\$0.00	\$68,040.00
3400	SERVICIOS FINANCIEROS, BANCARIOS Y COMERCIAI	\$263,475.94	\$6,500.00	\$269,975.94	\$124,206.66	\$145,769.28	\$124,206.66	\$0.00	\$145,769.28	\$124,206.66	\$124,206.66	\$0.00
3410	Servicios financieros y bancarios	\$61,000.00	\$0.00	\$61,000.00	\$13,307.22	\$47,692.78	\$13,307.22	\$0.00	\$47,692.78	\$13,307.22	\$13,307.22	\$0.00
3411	Servicios financieros y bancarios	\$61,000.00	\$0.00	\$61,000.00	\$13,307.22	\$47,692.78	\$13,307.22	\$0.00	\$47,692.78	\$13,307.22	\$13,307.22	\$0.00
3450	Seguro de bienes patrimoniales	\$122,475.94	\$0.00	\$122,475.94	\$78,845.73	\$43,630.21	\$78,845.73	\$0.00	\$43,630.21	\$78,845.73	\$78,845.73	\$0.00
3451	Seguro de bienes patrimoniales	\$122,475.94	\$0.00	\$122,475.94	\$78,845.73	\$43,630.21	\$78,845.73	\$0.00	\$43,630.21	\$78,845.73	\$78,845.73	\$0.00
3470	Fletes y maniobras	\$0.00	\$1,500.00	\$1,500.00	\$1,139.98	\$360.02	\$1,139.98	\$0.00	\$360.02	\$1,139.98	\$1,139.98	\$0.00
3471	Fletes y maniobras	\$0.00	\$1,500.00	\$1,500.00	\$1,139.98	\$360.02	\$1,139.98	\$0.00	\$360.02	\$1,139.98	\$1,139.98	\$0.00
3480	Comisiones por ventas	\$80,000.00	\$5,000.00	\$85,000.00	\$30,913.73	\$54,086.27	\$30,913.73	\$0.00	\$54,086.27	\$30,913.73	\$30,913.73	\$0.00
3481	Comisiones por ventas	\$80,000.00	\$5,000.00	\$85,000.00	\$30,913.73	\$54,086.27	\$30,913.73	\$0.00	\$54,086.27	\$30,913.73	\$30,913.73	\$0.00
3500	SERVICIOS DE INSTALACIÓN, REPARACIÓN, MANTEN	\$663,514.88	\$68,405.00	\$731,919.88	\$388,741.88	\$343,178.00	\$386,841.80	\$1,900.08	\$345,078.08	\$386,841.80	\$386,841.80	\$0.00
3510	Conservación y mantenimiento menor de inmuebles	\$263,369.20	\$49,452.24	\$312,821.44	\$293,391.84	\$19,429.60	\$293,391.84	\$0.00	\$19,429.60	\$293,391.84	\$293,391.84	\$0.00
3511	Conservación y mantenimiento menor de inmuebles	\$263,369.20	\$49,452.24	\$312,821.44	\$293,391.84	\$19,429.60	\$293,391.84	\$0.00	\$19,429.60	\$293,391.84	\$293,391.84	\$0.00
3520	Instalación, reparación y mantenimiento de mobiliario y ex	\$75,327.48	\$14,288.00	\$89,615.48	\$22,918.64	\$66,696.84	\$22,918.64	\$0.00	\$66,696.84	\$22,918.64	\$22,918.64	\$0.00
3521	Instalación, reparación y mantenimiento de mobiliario y ex	\$75,327.48	\$14,288.00	\$89,615.48	\$22,918.64	\$66,696.84	\$22,918.64	\$0.00	\$66,696.84	\$22,918.64	\$22,918.64	\$0.00
3530	Instalación, reparación y mantenimiento de equipo de cón	\$63,234.00	\$4,981.80	\$68,215.80	\$20,532.00	\$47,683.80	\$20,532.00	\$0.00	\$47,683.80	\$20,532.00	\$20,532.00	\$0.00
3531	Instalación, reparación y mantenimiento de equipo de cón	\$63,234.00	\$4,981.80	\$68,215.80	\$20,532.00	\$47,683.80	\$20,532.00	\$0.00	\$47,683.80	\$20,532.00	\$20,532.00	\$0.00
3550	Reparación y mantenimiento de equipo de transporte	\$75,336.98	\$15,000.00	\$90,336.98	\$9,327.40	\$81,009.58	\$7,427.32	\$1,900.08	\$82,909.66	\$7,427.32	\$7,427.32	\$0.00
3551	Reparación y mantenimiento de equipo de transporte	\$75,336.98	\$15,000.00	\$90,336.98	\$9,327.40	\$81,009.58	\$7,427.32	\$1,900.08	\$82,909.66	\$7,427.32	\$7,427.32	\$0.00
3570	Instalación, reparación y mantenimiento de maquinaria, o	\$33,679.48	\$4,905.00	\$38,584.48	\$4,292.00	\$34,292.48	\$4,292.00	\$0.00	\$34,292.48	\$4,292.00	\$4,292.00	\$0.00
3571	Instalación, reparación y mantenimiento de maquinaria, o	\$33,679.48	\$4,905.00	\$38,584.48	\$4,292.00	\$34,292.48	\$4,292.00	\$0.00	\$34,292.48	\$4,292.00	\$4,292.00	\$0.00
3580	Servicios de limpieza y manejo de desechos	\$64,847.62	-\$14,641.98	\$50,205.64	\$0.00	\$50,205.64	\$0.00	\$0.00	\$50,205.64	\$0.00	\$0.00	\$0.00
3581	Servicios de limpieza y manejo de desechos	\$64,847.62	-\$14,641.98	\$50,205.64	\$0.00	\$50,205.64	\$0.00	\$0.00	\$50,205.64	\$0.00	\$0.00	\$0.00
3590	Servicios de jardinería y fumigación	\$87,720.12	-\$5,580.06	\$82,140.06	\$38,280.00	\$43,860.06	\$38,280.00	\$0.00	\$43,860.06	\$38,280.00	\$38,280.00	\$0.00
3591	Servicios de jardinería y fumigación	\$87,720.12	-\$5,580.06	\$82,140.06	\$38,280.00	\$43,860.06	\$38,280.00	\$0.00	\$43,860.06	\$38,280.00	\$38,280.00	\$0.00
3600	SERVICIOS DE COMUNICACIÓN SOCIAL Y PUBLICIDA	\$200,000.00	\$0.00	\$200,000.00	\$8,000.01	\$191,999.99	\$8,000.01	\$0.00	\$191,999.99	\$8,000.01	\$8,000.01	\$0.00
3610	Difusión por radio, televisión y otros medios de mensajes	\$200,000.00	\$0.00	\$200,000.00	\$8,000.01	\$191,999.99	\$8,000.01	\$0.00	\$191,999.99	\$8,000.01	\$8,000.01	\$0.00
3611	Difusión por radio, televisión y otros medios de mensajes	\$200,000.00	\$0.00	\$200,000.00	\$8,000.01	\$191,999.99	\$8,000.01	\$0.00	\$191,999.99	\$8,000.01	\$8,000.01	\$0.00
3700	SERVICIOS DE TRASLADO Y VIÁTICOS	\$314,966.68	\$0.00	\$314,966.68	\$54,847.28	\$260,119.40	\$54,847.28	\$0.00	\$260,119.40	\$54,847.28	\$54,847.28	\$0.00
3710	Pasajes aéreos	\$50,000.00	\$0.00	\$50,000.00	\$0.00	\$50,000.00	\$0.00	\$0.00	\$50,000.00	\$0.00	\$0.00	\$0.00
3711	Pasajes Aéreos Nacionales	\$50,000.00	\$0.00	\$50,000.00	\$0.00	\$50,000.00	\$0.00	\$0.00	\$50,000.00	\$0.00	\$0.00	\$0.00
3720	Pasajes terrestres	\$61,293.84	\$0.00	\$61,293.84	\$12,791.00	\$48,502.84	\$12,791.00	\$0.00	\$48,502.84	\$12,791.00	\$12,791.00	\$0.00



Usr: planeacion
Rep: rptEstadoPresupuestoEgresos

Instituto Tecnológico Superior de Tepeaca Estado de Puebla

Estado del Ejercicio del Presupuesto por Capítulo del Gasto Al 30/abr/2019

Fecha y hora de Impresión | 14/may/2019
12:21 p.m.

Objeto del Gasto		Aprobado	Ampliaciones / (Reducciones)	Presupuesto Vigente	Comprometido	Presupuesto Disponibile para Comprometer	Devengado	Comprometido No Devengado	Presupuesto Sin Devengar	Ejercido	Pagado	Cuentas por Pagar Deuda
3721	Pasajes terrestres Nacionales	\$61,293.84	\$0.00	\$61,293.84	\$12,791.00	\$48,502.84	\$12,791.00	\$0.00	\$48,502.84	\$12,791.00	\$12,791.00	\$0.00
3750	Viáticos en el país	\$197,672.84	\$0.00	\$197,672.84	\$41,360.28	\$156,312.56	\$41,360.28	\$0.00	\$156,312.56	\$41,360.28	\$41,360.28	\$0.00
3751	Viáticos en el país	\$197,672.84	\$0.00	\$197,672.84	\$41,360.28	\$156,312.56	\$41,360.28	\$0.00	\$156,312.56	\$41,360.28	\$41,360.28	\$0.00
3780	Servicios integrales de traslado y viáticos	\$6,000.00	\$0.00	\$6,000.00	\$696.00	\$5,304.00	\$696.00	\$0.00	\$5,304.00	\$696.00	\$696.00	\$0.00
3781	Servicios integrales de traslado y viáticos	\$6,000.00	\$0.00	\$6,000.00	\$696.00	\$5,304.00	\$696.00	\$0.00	\$5,304.00	\$696.00	\$696.00	\$0.00
3800	SERVICIOS OFICIALES	\$253,495.88	\$0.00	\$253,495.88	\$16,656.44	\$236,839.44	\$16,656.44	\$0.00	\$236,839.44	\$16,656.44	\$16,656.44	\$0.00
3820	Gastos de orden social y cultural	\$120,451.88	\$0.00	\$120,451.88	\$7,492.44	\$112,959.44	\$7,492.44	\$0.00	\$112,959.44	\$7,492.44	\$7,492.44	\$0.00
3821	Gastos de orden social y cultural	\$120,451.88	\$0.00	\$120,451.88	\$7,492.44	\$112,959.44	\$7,492.44	\$0.00	\$112,959.44	\$7,492.44	\$7,492.44	\$0.00
3830	Congresos y convenciones	\$133,044.00	\$0.00	\$133,044.00	\$9,164.00	\$123,880.00	\$9,164.00	\$0.00	\$123,880.00	\$9,164.00	\$9,164.00	\$0.00
3831	Congresos y convenciones	\$133,044.00	\$0.00	\$133,044.00	\$9,164.00	\$123,880.00	\$9,164.00	\$0.00	\$123,880.00	\$9,164.00	\$9,164.00	\$0.00
3900	OTROS SERVICIOS GENERALES	\$1,204,960.06	\$107,787.38	\$1,312,747.44	\$344,001.36	\$968,746.08	\$344,001.36	\$0.00	\$968,746.08	\$344,001.36	\$278,924.36	\$65,077.00
3920	Impuestos y derechos	\$300,000.00	-\$74,153.36	\$225,846.64	\$37,088.00	\$188,758.64	\$37,088.00	\$0.00	\$188,758.64	\$37,088.00	\$37,088.00	\$0.00
3921	Impuestos y derechos	\$300,000.00	-\$74,153.36	\$225,846.64	\$37,088.00	\$188,758.64	\$37,088.00	\$0.00	\$188,758.64	\$37,088.00	\$37,088.00	\$0.00
3980	Impuesto sobre nóminas y otros que se deriven de una re	\$779,960.06	\$0.00	\$779,960.06	\$208,260.00	\$571,700.06	\$208,260.00	\$0.00	\$571,700.06	\$208,260.00	\$143,183.00	\$65,077.00
3981	Impuesto sobre nóminas y otros que se deriven de una re	\$779,960.06	\$0.00	\$779,960.06	\$208,260.00	\$571,700.06	\$208,260.00	\$0.00	\$571,700.06	\$208,260.00	\$143,183.00	\$65,077.00
3990	Otros servicios generales	\$125,000.00	\$181,940.74	\$306,940.74	\$98,653.36	\$208,287.38	\$98,653.36	\$0.00	\$208,287.38	\$98,653.36	\$98,653.36	\$0.00
3991	Otros servicios generales	\$125,000.00	\$181,940.74	\$306,940.74	\$98,653.36	\$208,287.38	\$98,653.36	\$0.00	\$208,287.38	\$98,653.36	\$98,653.36	\$0.00
4000	TRANSFERENCIAS, ASIGNACIONES, SUBSIDIO	\$250,000.00	\$130,787.00	\$380,787.00	\$103,111.52	\$277,675.48	\$103,111.52	\$0.00	\$277,675.48	\$103,111.52	\$93,023.52	\$10,088.00
4400	AYUDAS SOCIALES	\$250,000.00	\$130,787.00	\$380,787.00	\$103,111.52	\$277,675.48	\$103,111.52	\$0.00	\$277,675.48	\$103,111.52	\$93,023.52	\$10,088.00
4410	Ayudas sociales a personas	\$0.00	\$130,787.00	\$130,787.00	\$81,260.00	\$49,527.00	\$81,260.00	\$0.00	\$49,527.00	\$81,260.00	\$71,172.00	\$10,088.00
4411	Ayudas sociales a personas	\$0.00	\$130,787.00	\$130,787.00	\$81,260.00	\$49,527.00	\$81,260.00	\$0.00	\$49,527.00	\$81,260.00	\$71,172.00	\$10,088.00
4440	Ayudas sociales a actividades científicas o académicas	\$250,000.00	\$0.00	\$250,000.00	\$21,851.52	\$228,148.48	\$21,851.52	\$0.00	\$228,148.48	\$21,851.52	\$21,851.52	\$0.00
4441	Ayudas sociales a actividades científicas o académicas	\$250,000.00	\$0.00	\$250,000.00	\$21,851.52	\$228,148.48	\$21,851.52	\$0.00	\$228,148.48	\$21,851.52	\$21,851.52	\$0.00
5000	BIENES MUEBLES, INMUEBLES E INTANGIBLES	\$0.00	\$570,720.00	\$570,720.00	\$0.00	\$570,720.00	\$0.00	\$0.00	\$570,720.00	\$0.00	\$0.00	\$0.00
5100	MOBILIARIO Y EQUIPO DE ADMINISTRACIÓN	\$0.00	\$570,720.00	\$570,720.00	\$0.00	\$570,720.00	\$0.00	\$0.00	\$570,720.00	\$0.00	\$0.00	\$0.00
5150	Equipo de cómputo y de tecnología de la información	\$0.00	\$570,720.00	\$570,720.00	\$0.00	\$570,720.00	\$0.00	\$0.00	\$570,720.00	\$0.00	\$0.00	\$0.00
5151	Equipo de cómputo y de tecnología de la información	\$0.00	\$570,720.00	\$570,720.00	\$0.00	\$570,720.00	\$0.00	\$0.00	\$570,720.00	\$0.00	\$0.00	\$0.00
Total		\$40,996,181.00	\$5,624,927.94	\$46,621,108.94	\$14,961,817.21	\$31,659,291.73	\$14,959,917.13	\$1,900.08	\$31,661,191.81	\$14,959,917.13	\$14,524,749.63	\$435,167.50



Usr: planeacion
Rep: rptEstadoPresupuestoEgresos


Instituto Tecnológico Superior de Tepeaca
Estado de Puebla

Estado del Ejercicio del Presupuesto por Capítulo del Gasto Al 30/abr/2019

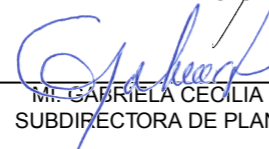
Fecha y hora de Impresión | 14/may/2019
12:21 p.m.

Objeto del Gasto	Aprobado	Ampliaciones / (Reducciones)	Presupuesto Vigente	Comprometido	Presupuesto Disponible para Comprometer	Devengado	Comprometido No Devengado	Presupuesto Sin Devengar	Ejercido	Pagado	Cuentas por Pagar Deuda
------------------	----------	---------------------------------	------------------------	--------------	---	-----------	------------------------------	-----------------------------	----------	--------	----------------------------

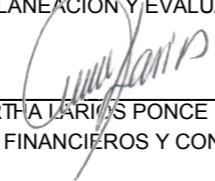
Bajo protesta de decir verdad declaramos que los Estados Financieros y sus Notas son razonablemente correctos y responsabilidad del emisor




MIA. ELISEO RAMIREZ TORRES
DIRECTOR GENERAL



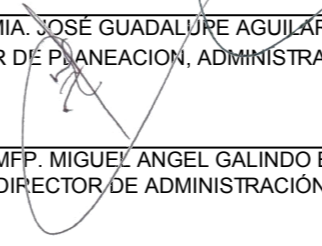
M. GABRIELA CECILIA PORTES FLORES LARA
SUBDIRECTORA DE PLANEACIÓN Y EVALUACIÓN



CP. ELVIA MARTHA LARISS PONCE
JEFA DEL DEPTO. DE REC. FINANCIEROS Y CONTABILIDAD



MIA. JOSÉ GUADALUPE AGUILAR JIMÉNEZ
DIRECTOR DE PLANEACION, ADMINISTRACION Y FINANZAS



MFP. MIGUEL ANGEL GALINDO ESCOBAR
SUBDIRECTOR DE ADMINISTRACIÓN Y FINANZAS